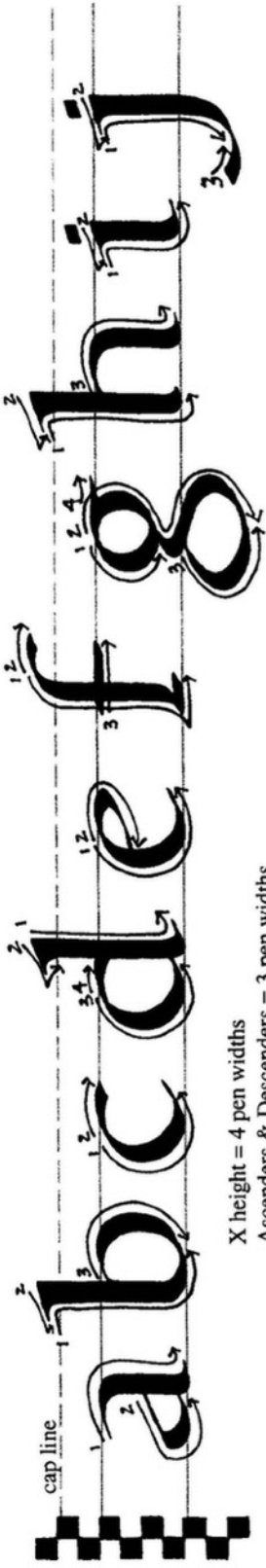
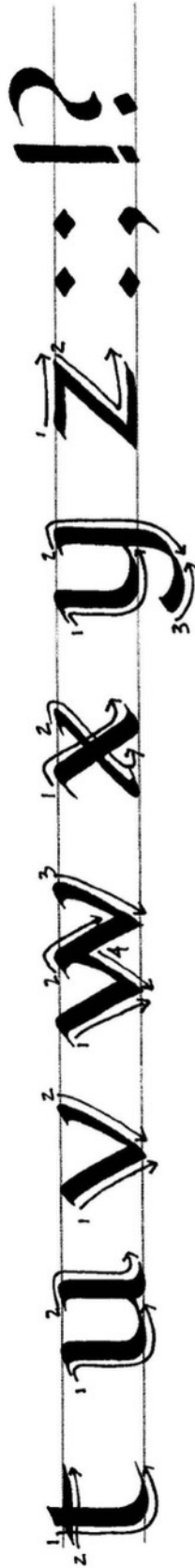
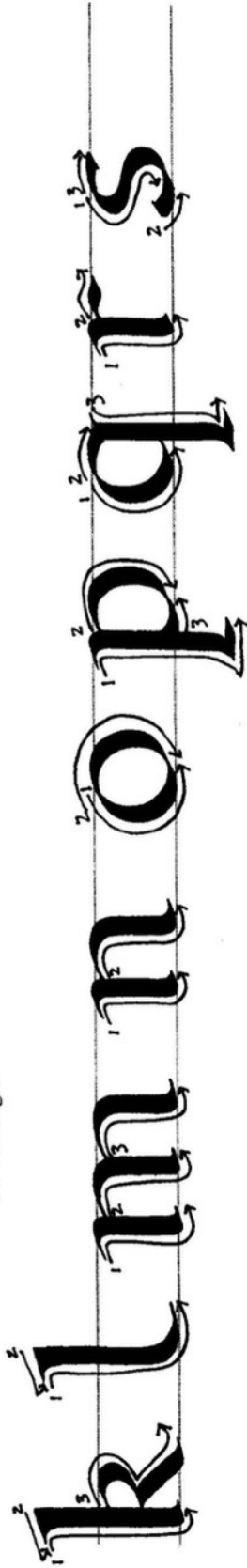


# Bookhand Minuscules

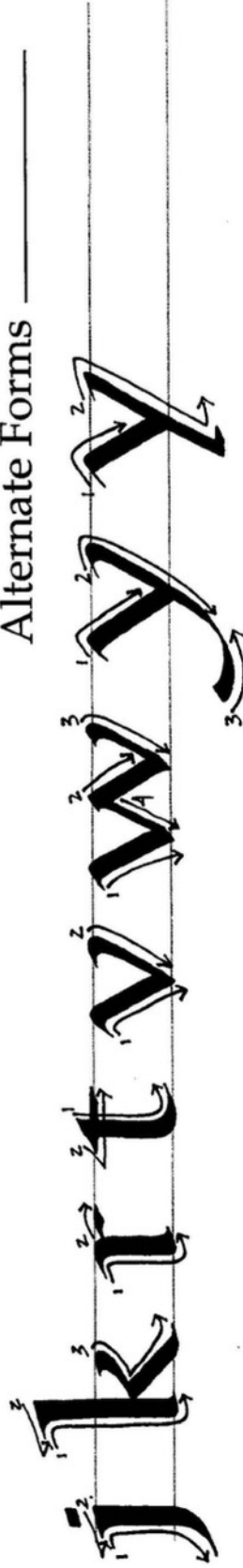
Made with Speedball C-2 nib



X height = 4 pen widths  
Ascenders & Descenders = 3 pen widths  
30° Pen angle



Alternate Forms \_\_\_\_\_



*liz margets*

# BOOKHAND MAJUSCULES

Written by Sheila Waters (used by permission)

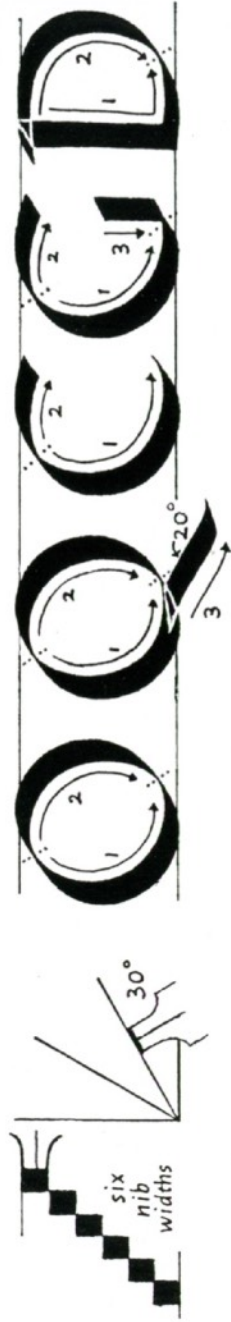
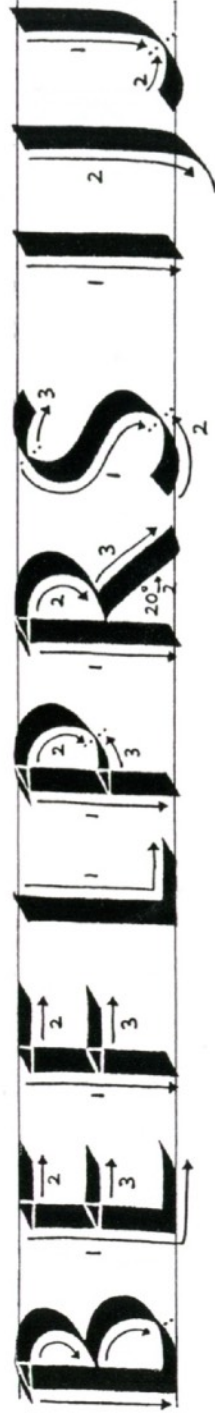
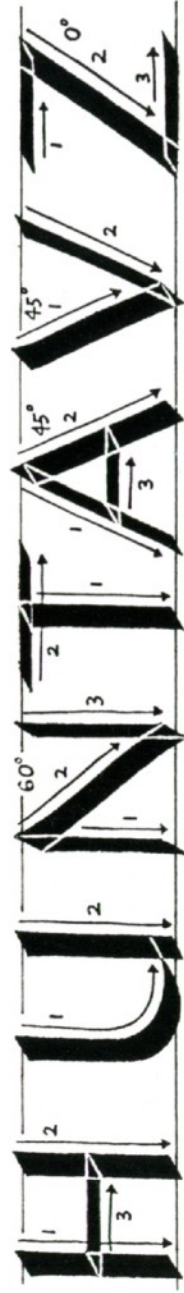
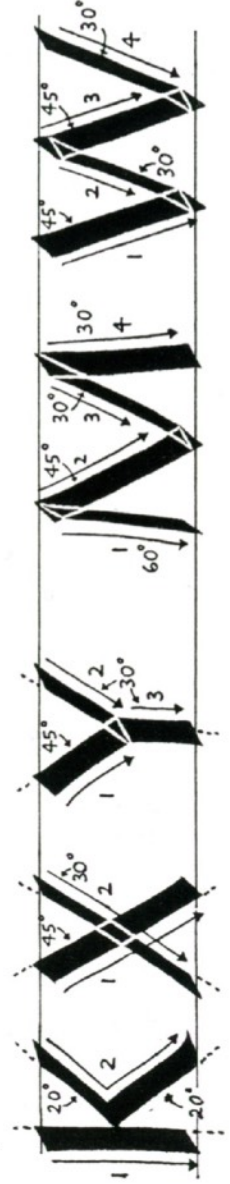


Diagram 3. Basic capitals without serifs "fleshed out" by the broad pen, showing ductus (number, order, and direction of strokes). Only changes from the predominant pen angle of 30° are shown.



----- shows skeleton



# Foundational Hand

(Used by permission)

— written by Sheila Waters. *Letter Arts Review*, 1995 Volume 12

## FOUNDATIONAL HAND

The image is a comprehensive writing guide for Foundational Hand. It is organized into three main rows of letters and punctuation, each with detailed stroke order diagrams and pen angle specifications. Below these rows are three rows of tracing practice for the letter 'O'.

- Row 1:** Shows letters 'o', 'b', 'c', 'd', 'e', 'p', 'q', 'g'. Includes diagrams for 'pen scale', 'bracket construction', 'SERIFS', 'hooks', 'full slab', and 'half slab'. A '30° pen angle' is indicated for the 'o'.
- Row 2:** Shows letters 'a', 's', 'm', 'n', 'h', 'k', 'r', 'u', 'l', 't', 'f', 'j', 'i'. Includes diagrams for 'Group Two: Two arcs of O', 'Group Three: One arc of O', and 'All at 30° pen angle'. Specific pen angles like '20°' for the 'tail' of 'k' and 'full slab' for 'j' are noted.
- Row 3:** Shows letters 'v', 'w', 'y', 'x', 'z' and punctuation: 'quotation marks', 'colon & semi-colon', 'hyphen', 'period & comma', 'apostrophe', 'capital height', '!', '?', '&', 'ampersand'. Pen angles of 45°, 30°, and 0° are specified for the letters.

Below the letter rows are three rows of tracing practice for the letter 'O', each containing seven 'O's on a set of three horizontal lines.

Teach your hand to letter a Foundational letter "O" by tracing these O's above with your Speedball C-2 nib and black ink, such as Higgins Eternal.

# Foundational & Book Hand Guide Sheet

Using the Speedball C-2 nib

Handwriting practice sheet with multiple sets of horizontal lines. Each set consists of a top line, a middle line, and a bottom line. The first, second, fourth, and sixth sets from the top have a vertical line on the left side, defining a column for writing. The third, fifth, and seventh sets from the top do not have a vertical line on the left side.