



B·NIB MONOLINE · UNCIAL

a A B C D E F G H I J
 K L M N O P Q R S T
 U V W X Y Z

Using a pointed nib -
use a tiny bit of ink or
the dirty nib rinse water
to add a square corner.

a B C



Be careful not to
make the corners
too wide...and make
them flare out.
Unless that
is the look you want!

a B C

NOT ALL THOSE
WHO WANDER
ARE LOST.
· TOLKIEN ·

a B C B·2
 a B C B·3
 a B C B·4
 a B C B·5

POINTER UNCIAL DUCTUS

Jean Hales ©2021



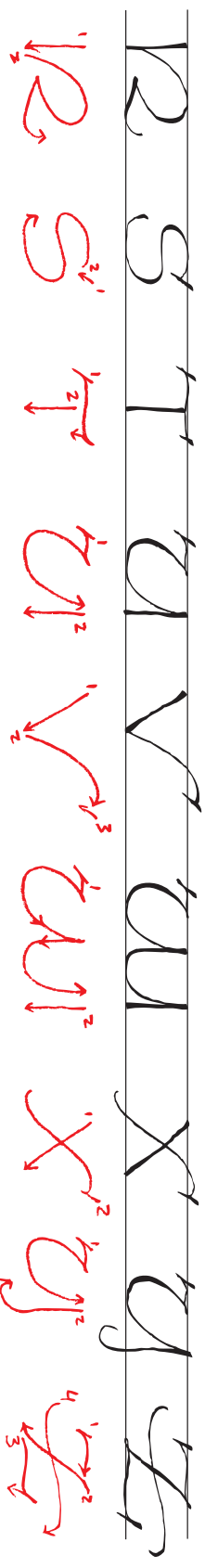
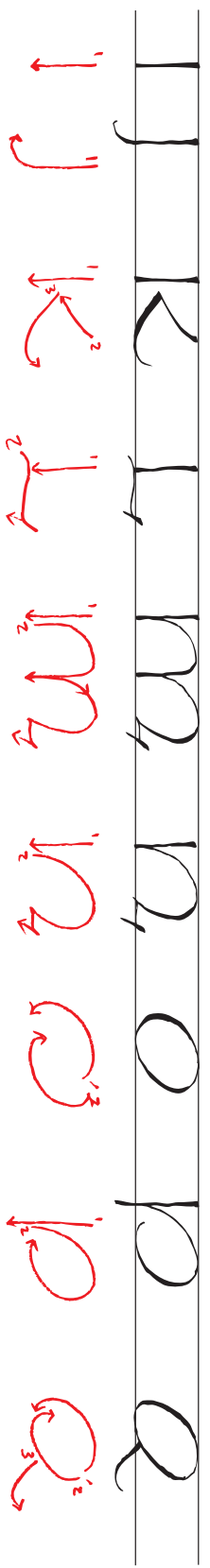

Practice strokes:



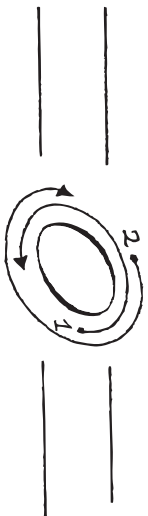
vertical

ellipse

slight curve



POINTERS FOR 'UNICIAL



ALL LETTERS ARE
BASED ON THE
'O' AND 'I'



A · B · C · D · E · F · G · H · I

J · K · L · M · N · O · P · Q · R

S · T · U · V · W · X · Y · Z

A · B · C · D · E · F · G · H · I · J · K · L · M · N · O · P · Q

R · S · T · U · V · W · X · Y · Z

POINTED PEN, CURIAL



THE 'o' IS MADE IN 2 OVERLAPPING BOWTIE STROKES

ALL LETTERS ARE BASED ON THE 'o' AND 'i'



THE 'i' IS MADE IN 1 STROKE WITH SLIGHT PRESSURE AT THE TOP AND BOTTOM

a b c d e f g h i

j k l m n o

p q r s t u

v w x y z